

PSG Balanced Fund

Period Ending 31-Mar-22
Fund Size R 10,170 million
Inception Date Sep-11

Fund objective

The PSG Balanced Fund is a pooled moderate-aggressive risk balanced portfolio managed on a market-linked basis. The objective is to achieve long-term growth of capital and a reasonable level of income for investors. This portfolio is suitable for investors wishing to achieve a good investment return while simultaneously avoiding unnecessary stress emanating from financial markets. It requires a longer-term time horizon.

Risk profile

This fund has a moderate aggressive risk profile.

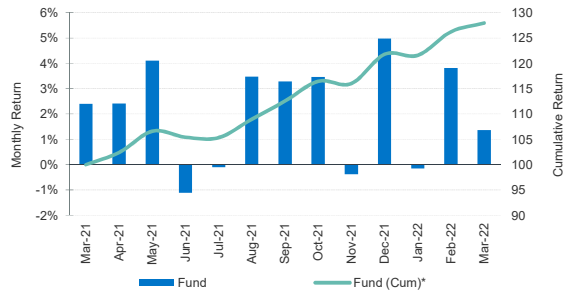
Fees

PSG Balanced Fund**

Investment manager fee of 0.70% per annum.

**This portfolio is not wrapped within an insurance policy issued by Sanlam and is charged an investment administration fee of 0.15% (excluding VAT) per annum.

Monthly and cumulative returns



*Based on 1 year returns

Fund performance (%)

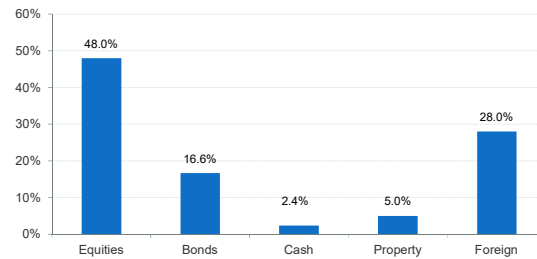
	Fund	Benchmark
1 Month	1.4%	1.4%
3 Months	5.1%	3.0%
6 Months	13.7%	5.5%
1 Year	27.9%	11.0%
3 Years	13.2%	9.4%
5 Years	9.4%	9.3%
10 Years	12.2%	10.0%

Top 10 equity holdings (% of Equities)

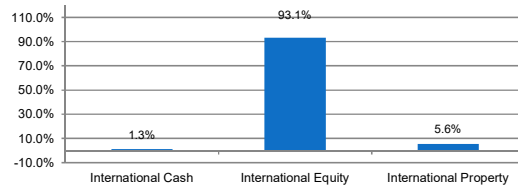
Share Name	% of Equities
Discovery Holdings Limited	11.6%
Anheuser-Busch Inbev Sa Inv	7.6%
Remgro Limited	6.9%
A E C I Limited	6.0%
Grindrod Shipping Holdings Ltd Common Stock	5.1%
Jse Limited	4.9%
Northam Platinum	4.5%
Quilter Plc	4.5%
Anglogold Ashanti Limited	4.5%
Standard Bank Group Limited	4.1%

Benchmark CPI +5%

Asset class breakdown



Foreign split



Equity sectoral exposure (%)

	Fund
Financials	39.1%
Resources	9.0%
Industrials	51.9%

Risk analysis

(based on the last 3 years' monthly returns)

% of negative months over the last 3 years	44.4%
Average capital loss in one month	-2.8%
Downside risk *	12.0%

* Downside risk is measured as the standard deviation of the underperformance of the portfolio relative to CPI

Note: Performance figures are gross of investment management fees, but are net of any performance fees (if applicable). For portfolios in the Smoothed Bonus Range, the returns are gross of investment management fees, but are net of any guarantee premiums. Performance figures for periods greater than 12 months are annualised. All data shown is at the month-end, unless specifically indicated differently. Changes in currency rates of exchange may cause the value of your investment to fluctuate. Past performance is not necessarily a guide to the future returns. The value of investments and the income from them may increase or decrease and are not guaranteed. You may not get back the amount you invest. The product information sheets are prepared for the SANLAM UMBRELLA FUND by its investment consultants. The product information sheets are prepared in good faith and the information, data and opinions contained in the product information sheets are based on source information considered reliable. However, no guarantee, explicit or otherwise are provided that the information and data contained therein are correct and comprehensive. The SANLAM UMBRELLA FUND and the investment consultants cannot be held liable for any loss, expense and/or damage following from the use of the product information sheets.