

Sanlam Monthly Bonus Fund



Period Ending 31-Mar-22
Fund Size (Book Value) R8 618million
Inception Date Jul-99

Fund objective

The Monthly Bonus Fund (MBF) protects investors against short-term volatility by smoothing out investment returns, whilst providing valuable guarantees on benefit payments. The underlying portfolio is mandated with more weight to less risky asset classes than a typical balanced fund. The Sanlam Monthly Bonus Fund offers 100% capital guarantee and fully vesting bonuses. Fully vesting bonuses are declared monthly in advance.

Risk profile

This fund has a conservative risk profile

Fees

Investment Management Fees:

0.425% per annum

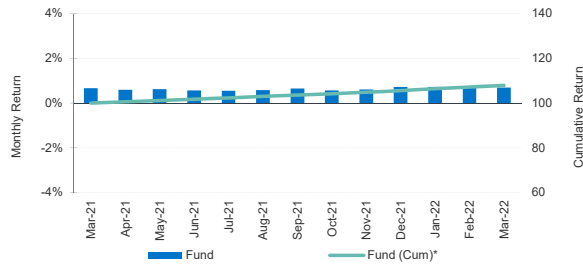
Guarantee Premium:

A guarantee premium of 1.6% per annum

Annual Performance Linked Fee:

The investment manager may be incentivised with performance fees

Monthly and cumulative bonuses



*Based on 1 year returns

Fund bonuses (%)

	Fund (gross of fees)
1 Month	0.7%
3 Months	2.1%
6 Months	4.1%
1 Year	7.9%
3 Years	6.8%
5 Years	6.9%
10 Years	9.7%

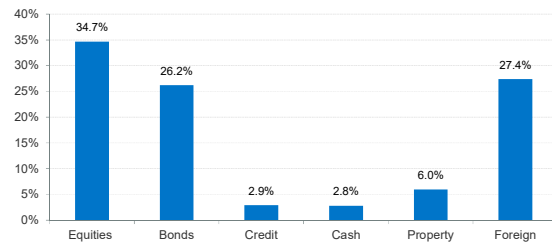
Top 10 equity holdings (% of Shares)

Share Name	% of Shares
FirstRand	6.5%
Naspers	5.9%
MTN Group	5.6%
Anglo American	5.6%
British American Tobacco	4.5%
Standard Bank Group	4.1%
Prosus	3.8%
Consol Holdings	3.5%
Sasol	3.3%
Impala Platinum Holdings	3.2%

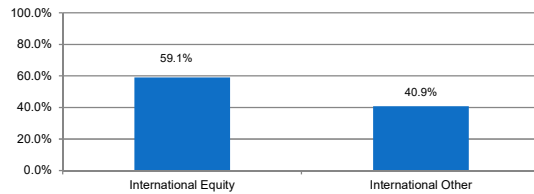
Benchmark

16.0% SWIX (Shareholder Weighted Index)
 16.0% Capped SWIX (Shareholder Weighted Index)
 19.0% BEASSA Total Return All Bond Index
 5.5% 3 month JIBAR +1.25%
 2.0% IGOVI
 17.5% MSCI World Index (Dev. Markets)
 5.0% Bloomberg Global Aggregate Index
 2.5% US 3 month London InterBank Offered Rate (LIBOR) +2.5% (net of fees)
 7.5% STeFI Index
 6.5% BEASSA 7-12 years TRI plus 1.0% p.a.
 2.5% US 3 month LIBOR

Asset class breakdown



Foreign split



Equity sectoral exposure (%)

	Fund
Financials	25.8%
Resources	26.4%
Industrials	47.8%

Risk analysis

(based on the last 3 years' monthly returns)

% of negative months over the last 3 years	0.0%
Average capital loss in one month	0.0%
Downside risk *	0.6%

* Downside risk is measured as the standard deviation of the underperformance of the portfolio relative to CPI

Funding Level

April 2022: Fully funded

Note: Performance figures are gross of investment management fees, but are net of any performance fees (if applicable). For portfolios in the Smoothed Bonus Range, the returns are gross of investment management fees, but are net of any guarantee premiums. Performance figures for periods greater than 12 months are annualised. All data shown is at the month-end, unless specifically indicated differently. Changes in currency rates of exchange may cause the value of your investment to fluctuate. Past performance is not necessarily a guide to the future returns. The value of investments and the income from them may increase or decrease and are not guaranteed. You may not get back the amount you invest. The product information sheets are prepared for the SANLAM UMBRELLA FUND by its investment consultants. The product information sheets are prepared in good faith and the information, data and opinions contained in the product information sheets are based on source information considered reliable. However, no guarantee, explicit or otherwise are provided that the information and data contained therein are correct and comprehensive. The SANLAM UMBRELLA FUND and the investment consultants cannot be held liable for any loss, expense and/or damage following from the use of the product information sheets.