

Sanlam Prudential Balanced Portfolio



Period Ending 31-Mar-22
Fund Size R 301 million
Inception Date Apr-12

Fund objective

The fund aims to achieve steady growth of capital and income through global asset allocation and stock selection across all industry sectors.

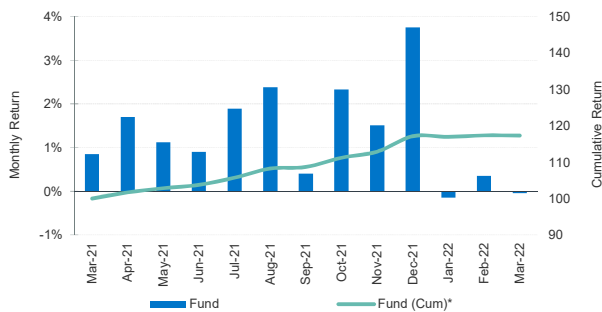
Risk profile

This fund has a moderate-aggressive risk profile.

Fees

On Domestic assets:
0.95% p.a.
On International assets:
1.05% p.a.

Monthly and cumulative returns



*Based on 1 year returns

Fund performance (%)

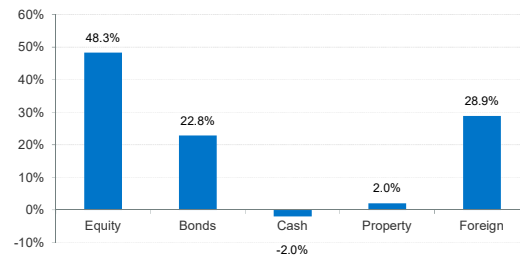
	Fund	Benchmark
1 Month	0.0%	-0.2%
3 Months	0.2%	-0.9%
6 Months	7.9%	6.3%
1 Year	17.3%	11.0%
3 Years	10.9%	9.1%
5 Years	9.7%	7.3%
10 Years	12.0%	8.6%

Top 10 equity holdings (% of Equities)

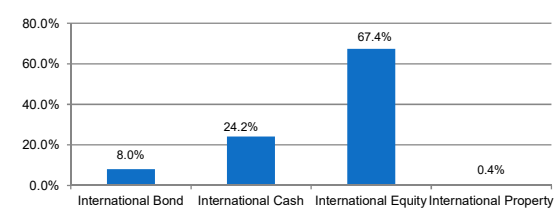
Share Name	% of Equities
MTN Group Limited	7.5%
Standard Bank Group Limited	7.5%
Sasol Limited	6.5%
Naspers	5.9%
ABSA Group Limited	5.2%
British American Tobacco Plc	5.1%
Prosus	5.0%
Anglo American Plc	4.8%
Investec Plc	4.1%
Firststrand Limited	3.9%

Benchmark ASISA SA Multi Asset High Equity Category Average

Asset class breakdown



Foreign split



Equity sectoral exposure (%)

	Fund
Financials	28.4%
Resources	22.5%
Industrials	49.1%

Risk analysis

(based on the last 3 years' monthly returns)

% of negative months over the last 3 years	27.8%
Average capital loss in one month	-3.0%
Downside risk *	9.1%

* Downside risk is measured as the standard deviation of the underperformance of the portfolio relative to CPI

Note: Performance figures are gross of investment management fees, but are net of any performance fees (if applicable). For portfolios in the Smoothed Bonus Range, the returns are gross of investment management fees, but are net of any guarantee premiums. Performance figures for periods greater than 12 months are annualised. All data shown is at the month-end, unless specifically indicated differently. Changes in currency rates of exchange may cause the value of your investment to fluctuate. Past performance is not necessarily a guide to the future returns. The value of investments and the income from them may increase or decrease and are not guaranteed. You may not get back the amount you invest. The product information sheets are prepared for the SANLAM UMBRELLA FUND by its investment consultants. The product information sheets are prepared in good faith and the information, data and opinions contained in the product information sheets are based on source information considered reliable. However, no guarantee, explicit or otherwise are provided that the information and data contained therein are correct and comprehensive. The SANLAM UMBRELLA FUND and the investment consultants cannot be held liable for any loss, expense and/or damage following from the use of the product information sheets.