

### Fund Description

The SI MM Global Equity Fund is a diversified, multi managed global equity USD denominated fund which is designed to outperform its global equity benchmark (MSCI World Index) in a considered, consistent and risk adjusted manner. The fund will seek to invest its assets in strategies that have a similar performance benchmark. The Portfolio do not comply with Regulation 28 of the Pension Fund Act.

### Fund Information

<b>Inception Date</b>	01-Aug-2021
<b>Fund Size</b>	R 714 million
<b>Portfolio Manager</b>	Sanlam Investments
<b>Legal Structure</b>	Pooled Life Policy

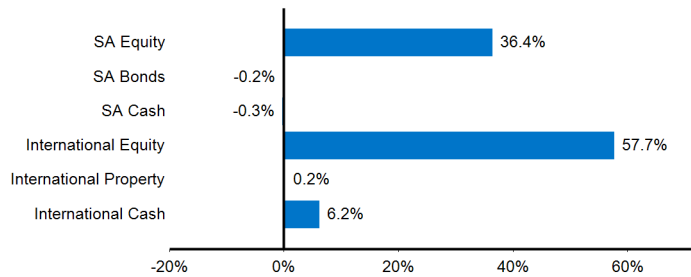
### Benchmark

MSCI All Country World Index

### Asset Manager Allocation

Asset Class	Managers
International Equity	Dodge & Cox, Guinness, LSV, Morgan Stanley, Ninety One, Polar Capital, Sands Capital, Sarofim, Satrix, State Street, T Rowe Price, Vitrus Global
International Cash	JP Morgan

### Asset Composition



### Sector Exposure

Sector	Exposure
Basic Materials	3.6%
Communication Services	7.3%
Consumer Cyclical	10.6%
Consumer Defensive	6.8%
Energy	3.6%
Financial Services	16.0%
Healthcare	13.7%
Industrials	9.0%
Real Estate	1.3%
Technology	26.6%
Utilities	1.4%

### Risk Profile

Conservative	Moderate	Moderate-Aggressive	<b>Aggressive</b>
--------------	----------	---------------------	-------------------

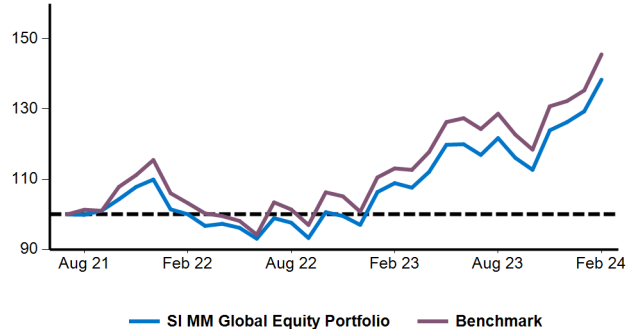
### Time Horizon

0 - 2 years	2 - 3 years	5 years +	<b>7 years +</b>
-------------	-------------	-----------	------------------

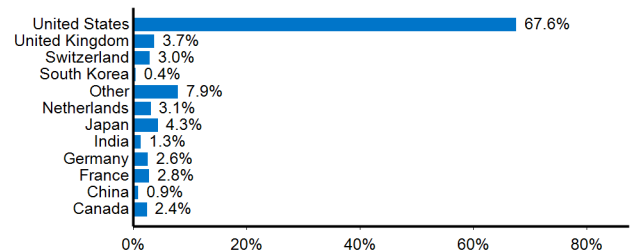
### Returns

	Fund (%)	Benchmark (%)
1 Month	7.0	7.6
3 Months	11.6	11.3
6 Months	13.7	13.1
Year to date	9.6	10.0
1 Year	27.0	28.7
Since inception	13.4	15.6

### Cumulative Performance since inception



### Regional Allocation



### Contact Information

E-mail: [SCInvestments@sanlam.co.za](mailto:SCInvestments@sanlam.co.za) Web: <https://www.sanlaminvestments.com/institutional/solutions/lifepooledinvestments>

DISCLAIMER: The factsheet does not constitute financial advice as defined by FAIS. Performance figures are gross of investment management and performance fees (where applicable). Performance figures for periods greater than 12 months are annualised. All data shown is at the month end. Changes in currency may cause the value of your investment to fluctuate. Past performance is not indicative of future returns. Capital and returns fluctuate and are not guaranteed.