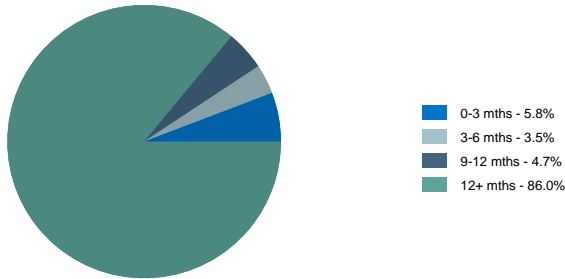


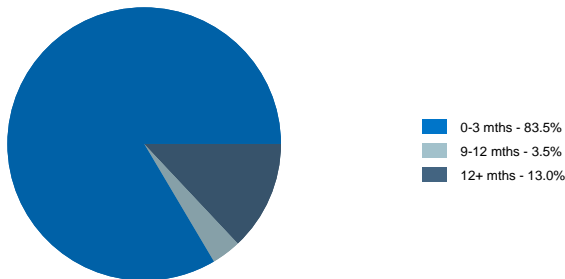
#### Fund Information

<b>Inception Date</b>	01 February 2013
<b>Fund size</b>	R44.1 million
<b>Benchmark</b>	
STeFI	100.0%

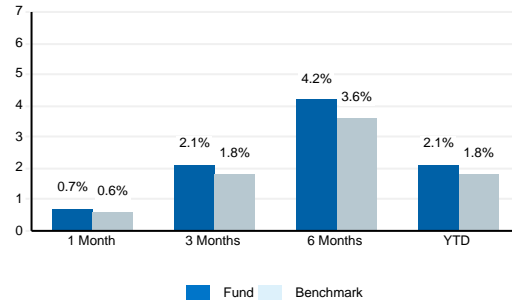
#### Maturity Band



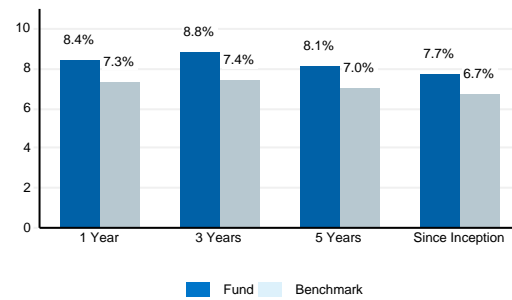
#### Duration Band



#### Short-term Returns



#### Long-term Returns



Contact Information: SI ClientServices: Tel +27 21 950 2831, E-mail: snlteam@sanlaminvestments.com

DISCLAIMER: This fact sheet does not constitute financial advice as defined by FAIS. Performance figures are gross of investment management and performance fees (where applicable). Performance figures for periods greater than 12 months are annualised. All data shown is at the month end. Changes in currency rates may cause the value of your investment to fluctuate. Past performance is not indicative of future returns. Capital and returns may fluctuate and are not guaranteed. The underlying type of investments must comply with the type of instruments as allowed by the LTIA and the portfolio must comply with regulation 28 of the Pension Fund act.