

Fund Information

Inception Date	01 April 2018
Fund size	R2 711.9

Benchmark

CPI+6%

Top 10 Holdings

	% of Shares

Sectoral Exposure (Equity) %

	Fund (%)	Benchmark (%)
Additional	0.0	100.0

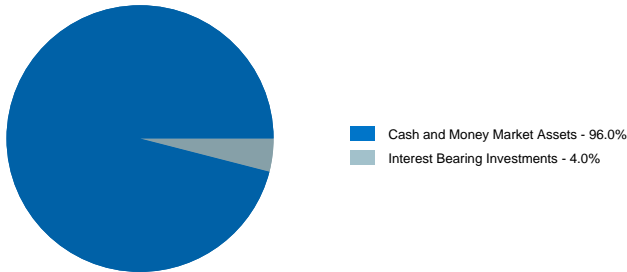
Risks Analysis (12 months)

* Tracking Error (Total Portfolio)	1.32%
** Information Ratio (Total Portfolio)	-1.79%

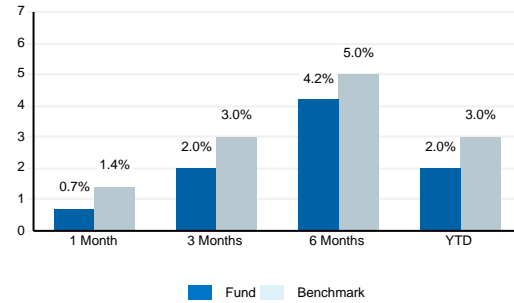
* Tracking error is a measure of the variability of the manager's returns relative to the benchmark returns.
 ** Information Ratio is a measure of the value added per unit of risk taken relative to the benchmark

***Please note: 12 month performance figures not available to date

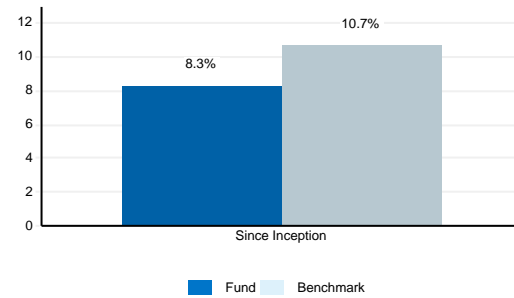
Asset Composition (Effective)



Short-term Returns



Long-term Returns



Contact Information: SI ClientServices: Tel +27 21 950 2831, E-mail: snlteam@sanlaminvestments.com

DISCLAIMER: This fact sheet does not constitute financial advice as defined by FAIS. Performance figures are gross of investment management and performance fees (where applicable). Performance figures for periods greater than 12 months are annualised. All data shown is at the month end. Changes in currency rates may cause the value of your investment to fluctuate. Past performance is not indicative of future returns. Capital and returns may fluctuate and are not guaranteed. The underlying type of investments must comply with the type of instruments as allowed by the LTIA and the portfolio must comply with regulation 28 of the Pension Fund act.