

Fund Information

Inception Date 01 May 2000
Fund Size R 229 million
 (The portfolio is closed for new investors)

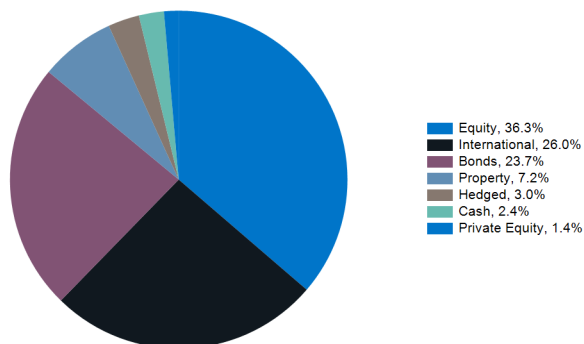
Benchmark

SA Equity - Capped SWIX	38.0%
SA Bonds - ALBI	15.0%
SA Bonds - Barclays GILBx	8.0%
SA Property - FTSE/JSE SAPY Total Return	7.0%
SA Cash - STeFI	9.0%
Foreign Equity - MSCI (Developed Markets)	17.0%
Foreign Bonds - Barclays GABI	3.0%
Foreign Cash - LIBOR	3.0%

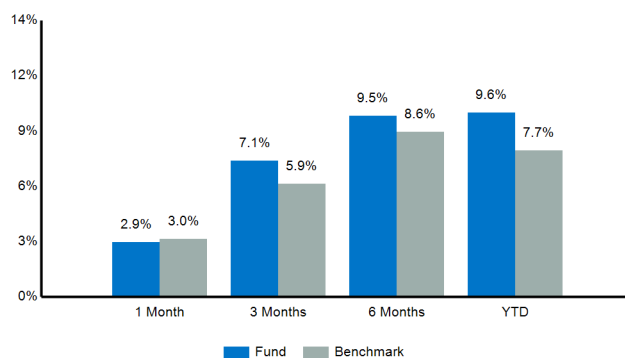
Asset Manager Allocation

Manager	Asset Class	Exposure
Futuregrowth Bonds	Bond	0.5%
Matrix Bond Plus	Bond	6.4%
Prescient Bonds	Bond	9.6%
SMM Inflation Linked Bonds	Bond	5.0%
SMMI Cash	Cash	0.5%
SMMI Tracker MSCI Index UPFUP	Derivatives	3.2%
SMM Core Equity	Equity	14.5%
SMM Momentum Equity	Equity	7.8%
SMM Quality Equity	Equity	8.4%
SMM Value Equity	Equity	8.1%
Coronation Strategic Income	Flexible Income	2.1%
Blue Ink Fixed Income	Fund of Hedge Fund	1.7%
Blue Ink Long Short Aggr	Fund of Hedge Fund	1.4%
SIM Active Income	Income	1.0%
International Cash	International Cash	2.0%
Ginglobal Emerging Markets	International Equity	1.6%
Ginglobal Equity Index	International Equity	10.9%
ML Drakens Africa SA UCITs	International Equity	0.9%
Sanlam Africa Equity	International Equity	1.6%
Satrix Global Factor Enhanced Equity	International Equity	4.8%
Ethos Mid Market1 (A) Partnership	Private Equity	1.3%
Satrix Property Tracker	Property	6.7%

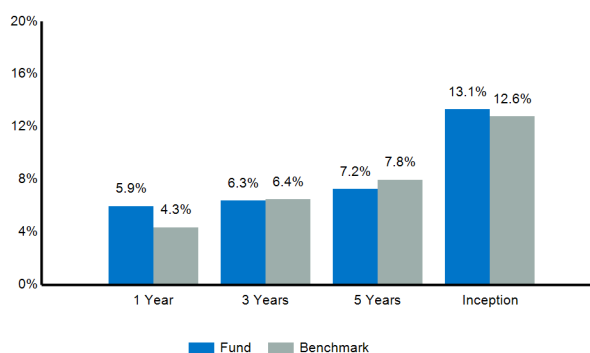
Asset Composition (Effective)



Short-term Returns



Long-term Returns



Contact Information: SI Client Services Tel: +27 21 950 2930 E-mail: smmics@sanlaminvestments.com

DISCLAIMER: Performance figures are gross of multi manager fees, gross of fixed fees charged by investment managers and net of any performance fees (where applicable) charged by investment managers. Performance figures for periods greater than 12 months are annualised. All data shown is at the month end. Changes in currency rates of ex-change may cause the value of your investment to fluctuate. Past performance is not necessarily a guide to the future returns. The value of investments and the income from them may go down as well as up and are not guaranteed. You may not get back the amount you invest. The underlying type of investments must comply with the type of instruments as allowed by the LTIA and the portfolio must comply with Regulation 28 of the Pension Fund.