

Fund Information

Inception Date 01 April 2018
Fund Size R 2 818

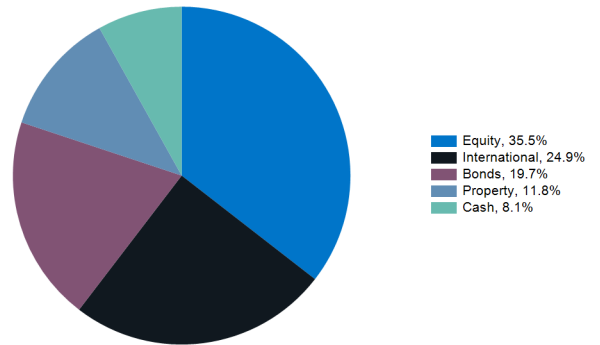
Benchmark

CPI+6%

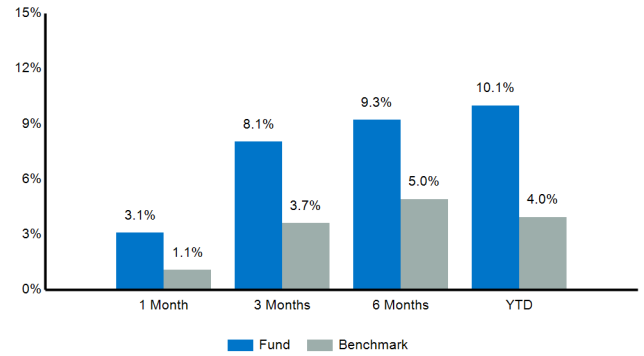
Asset Manager Allocation

Manager	Asset Class	Exposure
Abax Flexible Equity	Absolute Return	16.3%
Foord Domestic Absolute Return	Absolute Return	14.8%
Matrix Medium Equity	Absolute Return	7.6%
SMM Flexible Equity (Truffle)	Absolute Return	14.9%
Truffle Flexible Property	Absolute Return	7.7%
SMMI Cash	Cash	7.8%
SMMI Tracker MSCI Index UPFUP	Derivatives	4.5%
SMM Value Equity	Equity	7.0%
International Cash	International Cash	2.3%
Blackrock Dev World Equity	International Equity	14.3%
Satrix Property Tracker	Property	2.8%

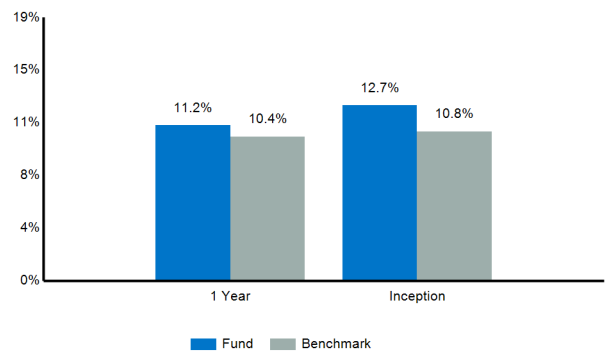
Asset Composition (Effective)



Short-term Returns



Long-term Returns



Contact Information: SI Client Services Tel: +27 21 950 2930 E-mail: smmics@sanlaminvestments.com

DISCLAIMER: Performance figures are gross of multi manager fees, gross of fixed fees charged by investment managers and net of any performance fees (where applicable) charged by investment managers. Performance figures for periods greater than 12 months are annualised. All data shown is at the month end. Changes in currency rates of ex-change may cause the value of your investment to fluctuate. Past performance is not necessarily a guide to the future returns. The value of investments and the income from them may go down as well as up and are not guaranteed. You may not get back the amount you invest. The underlying type of investments must comply with the type of instruments as allowed by the LTIA and the portfolio must comply with Regulation 28 of the Pension Fund.