

Investment Manager:	Sanlam Namibia Ltd
Benchmark:	Namibian CPI + 4% over rolling 5 years
Target:	Namibian CPI + 5% over rolling 5 years
Inception Date:	01 April 2001
Risk Profile:	Moderate
Fees:	29bps per annum (excluding underlying Collective Investment Fees)

Mandate Description

The primary objective of the fund is to deliver capital growth. Investors in this fund are prepared to tolerate moderate fluctuations in the value of their investments and require no income. They must have an investment horizon of 5 years or longer. To achieve this objective the fund can be invested in total equities (local and foreign) to a maximum of 70%. The remainder of the portfolio will be invested in cash, bonds and property. The fund uses managers with a proven ability to deliver returns and protect capital in times of market distress. The fund will predominantly use absolute return funds but can invest in high yielding equity instruments as well. The fund is Regulation 13 compliant.

Quarterly Comment

South Africa's GDP showed signs of recovery in Q1 2023, expanding by 0.4% after a 1.1% contraction in the previous quarter. Eight of the ten industries recorded growth, with manufacturing (+1.5%) and finance, real estate and business services (+0.6%) being the largest positive contributors. The manufacturing sector benefited from a surge in food and beverage production, while finance, real estate, and business services were buoyed by financial intermediation.

South African equity markets slightly advanced in Q2 2023 with the FSTE/JSE All-Share index returning 0.66%. Large caps (+0.95%) performed the best, followed by small caps (+0.51%) and mid-caps (-0.21%). Financials outperformed, returning 5.93%, followed by SA industrials (+3.70%) and industrials (+2.49%), while resources lost 6.09%. The South African listed property sector also advanced by 0.93% for the quarter.

In its ongoing efforts to curb inflation, the SARB raised the repo rate by 50 bps in May 2023. This marked the 10th consecutive interest rate hike since November 2021, bringing the repo rate to 8.25% and the prime lending rate of commercial banks to 11.75%. The SARB emphasized the inflationary risks, including global inflation persistence, expectations of tighter global oil markets, higher domestic electricity tariffs, increases in administrative prices, heightened wage demands, and elevated domestic food inflation due to rising production costs caused by severe load-shedding and potential dry weather conditions during the upcoming planting season. The Rand concluded Q2 2023, depreciating by 5.88% against the Dollar, 9.06% against the Pound, and 6.58% against the Euro.

In Q2 2023, SA bonds experienced a decline in value. The ALBI returned -1.53% during this period. Most of the losses occurred in the longer end of the yield curve, with the 12+ year segment declining by 2.59%. The 7-12-year segment also experienced a loss of 1.48%. In contrast, the 3-7-year segment declined by 0.33%, while the 1-3 year segment gained 0.48% over the quarter. STeFI Cash gained 1.92% in Q2 2023. However, inflation-linked bonds declined 0.84% during the same period.

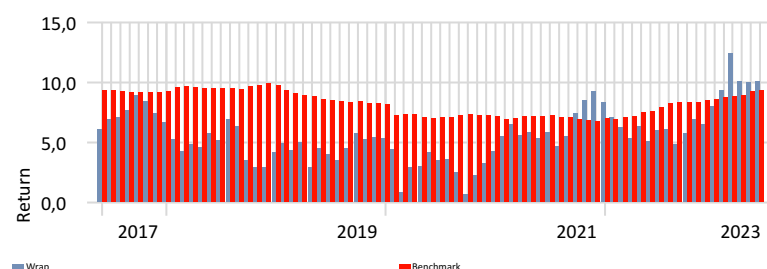
In Q2 2023, global equity markets experienced growth as the excitement surrounding Artificial Intelligence (AI) bolstered technology stocks, particularly in the United States. While major central banks increased interest rates during this period, the US Fed opted to maintain its rates in June. In terms of investment styles, Growth performed better than Value over the quarter. When it comes to regional performance, developed equity markets outperformed emerging markets. The MSCI World index recorded a return of 13.75% (in ZAR), while the MSCI Emerging Markets index yielded a return of 7.43% (in ZAR). Furthermore, global bonds delivered a gain of 4.85% (in ZAR) during Q2 2023.

Performance Summary

As of Date: 2023/06/30

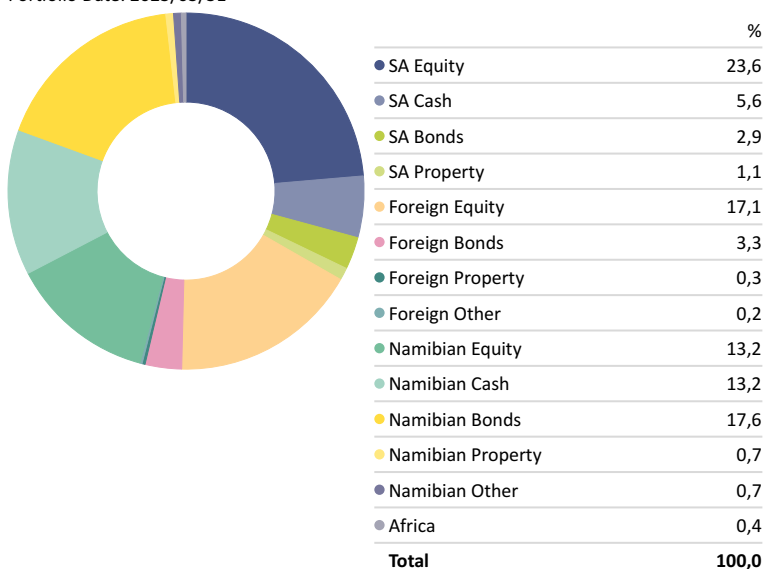
	1M	3M	6M	1Y	3Y	5Y	Since Inc.
Wrap	2,23	4,32	10,15	17,85	10,04	7,01	9,51
Benchmark	0,57	2,20	4,96	10,76	9,30	8,28	9,65
Target	0,65	2,43	5,43	11,76	10,30	9,28	10,65

Rolling Returns - 3 years



Asset Allocation

Portfolio Date: 2023/03/31



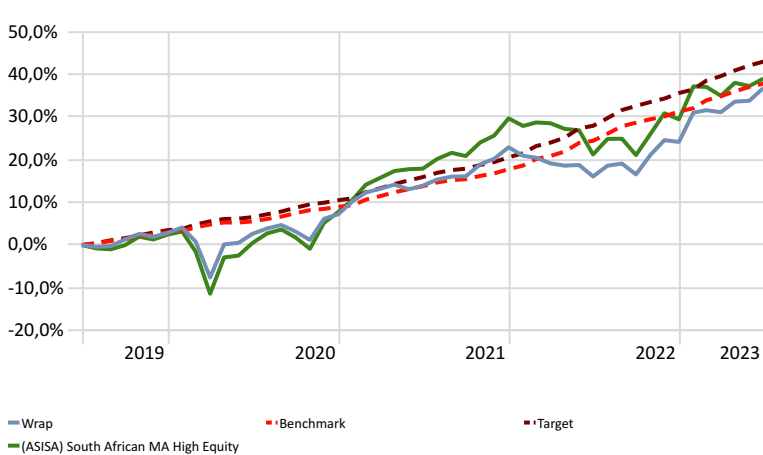
Manager Allocation

Portfolio Date: 2023/06/30

Manager	%
M&G Namibian Balanced B	20,04
Allan Gray Namibia Balanced B	19,78
Ninety One Namibia Managed I	16,96
Sanlam Namibia All Namibian A	12,29
Peregrine Capital High Growth H4 RHF	10,00
Capricorn Stable B	8,03
Bateleur Flexible Prescient A2	7,00
Coronation Global Optimum Gr[ZAR] FF P	2,95
Satrix MSCI World ETF	2,95

Cumulative Investment Growth

Time Period: 2019/07/01 to 2023/06/30



Add: Private Bag X5 Tyger Valley 7536	Tel (AFR): +61 294 7700	Sanlam Life Namibia Limited:	Reg no 1989/0269
Email: personal.portfolios@sanlam.co.za	Tel (ENG): +61 294 7703	Directors:	WR Domisse* (Chairman), TJR Stears (Chief Executive), BS Laggar* , T Shiimi Ya Shiimi
	Fax: +61 294 7858	Company Secretary:	K Coetzee
	Web: www.sanlam.com.na	*South African Citizen	

*The information contained in this document has been recorded and arrived at by Glacier Financial Solutions (Pty) Ltd in good faith and from sources believed to be reliable, but no representation or warranty, expressed or implied, is made as to its accuracy, completeness or correctness. The information is provided for information purposes only and to assist the financial intermediary to submit an investment proposal to the client and should not be construed as the rendering of investment advice to clients. Glacier Financial Solutions (Pty) Ltd accordingly accepts no liability whatsoever for any direct, indirect or consequential loss arising from the use or reliance, in any manner, of the information provided in this document.